


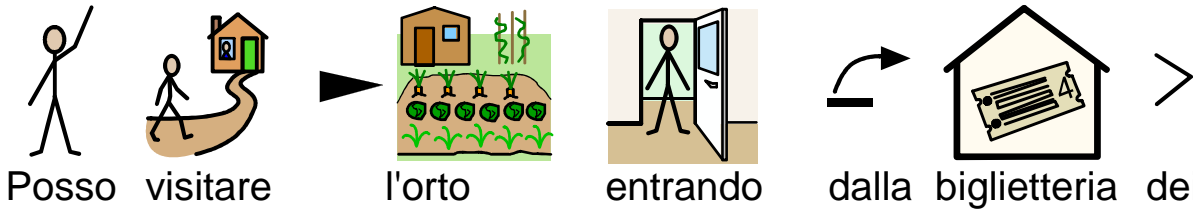


Museo per tutti
Accessibile alle persone con disabilità intellettiva

SCHEDE CON SIMBOLI



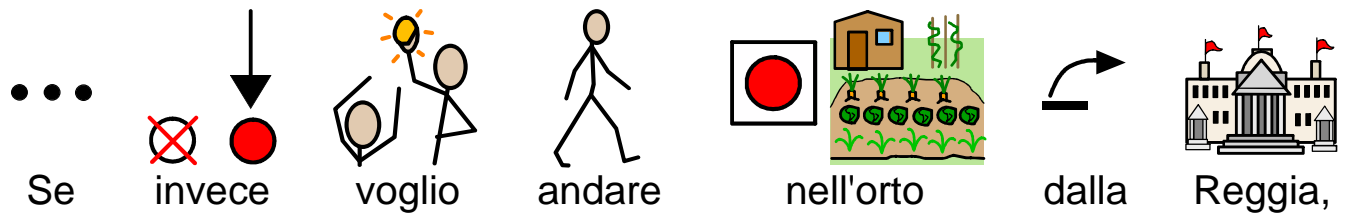
Alla scoperta dell'orto



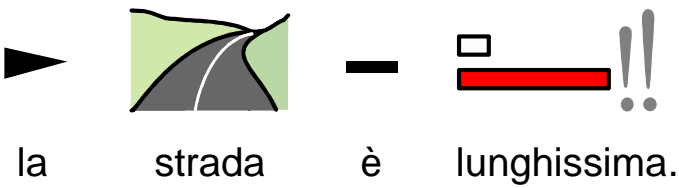
Posso visitare l'orto entrando dalla biglietteria dei



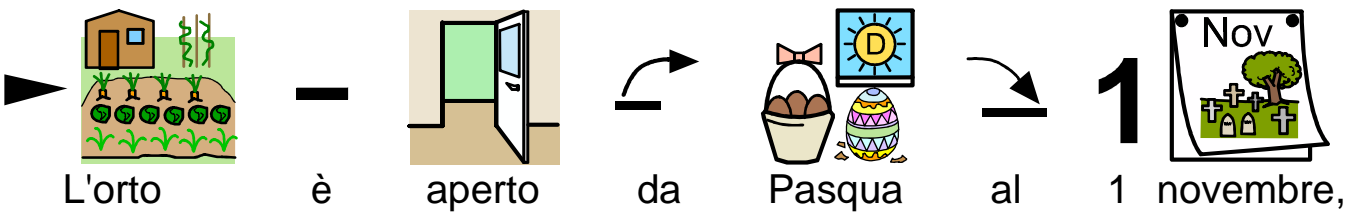
giardini.



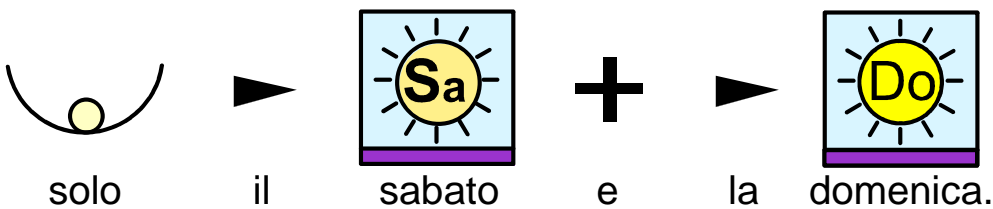
Se invece voglio andare nell'orto dalla Reggia,



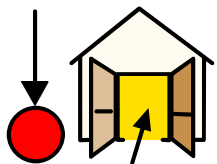
la strada è lunghissima.




L'orto è aperto da Pasqua al 1 novembre,



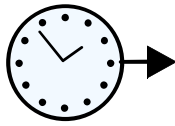
solo il sabato e la domenica.



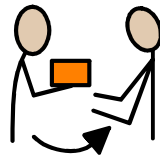
All'ingresso



ti



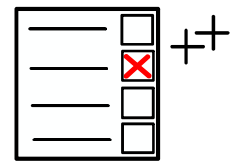
verranno



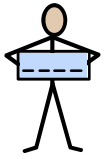
date

3

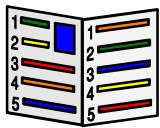
tre



schede




chiamate



Erbario



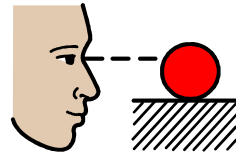
per



imparare



a



riconoscere



la



lavanda,



la



salvia




e



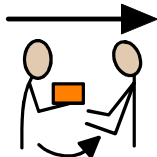
il



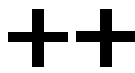
rosmarino.



Ti




daranno




anche

2

due



sacchetti



contenenti



lavanda



e



salvia.



La



lavanda



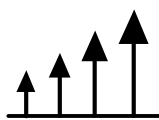
e



la



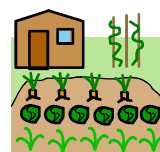
salvia



crescono



nell'orto



della



Reggia.




Durante



le




visita,



potrai



annusare


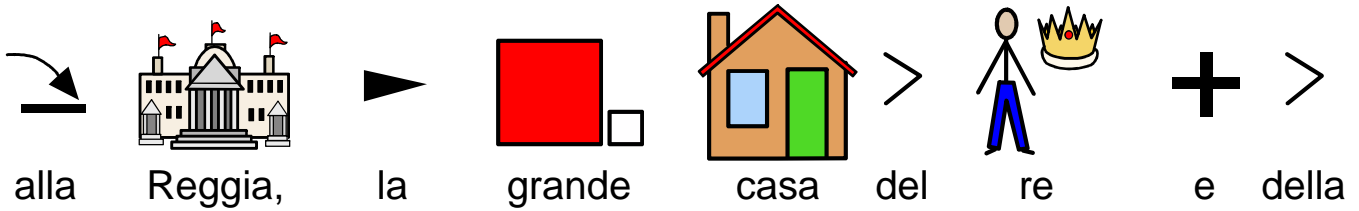

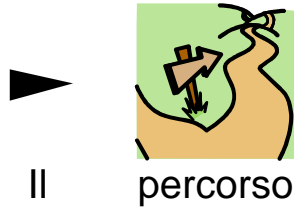




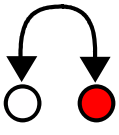

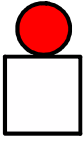


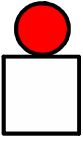
questi










odori.

















      ++  
Si può passeggiare oppure sedersi sui prati e sulle



 ++
panchine.

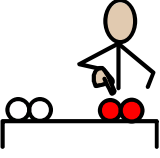






   -  ++   ++
Nel giardino, ci sono orti e frutteti.

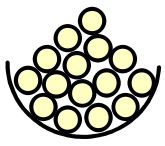
  ++  -  
Negli orti ci sono verdure e

 ++
piante aromatiche.


  ++  -  ++   ++
Nei frutteti ci sono alberi con mele,

 ++ 
pere, ciliegie.

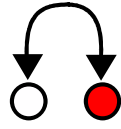
  ++   >   
Questi alberi a seconda della stagione possono avere



tante




foglie,



o




avere



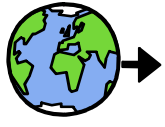
fiori




e



frutta.




Nell'orto est




ci

sono



piante



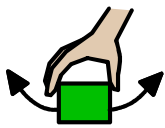
profumate



che



si possono



usare



per



cucinare.



Puoi trovare

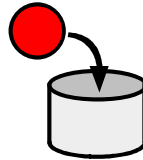


l'origano,

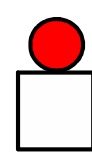


che

si



mette



sulla



pizza,



la



salvia




per



cucinare







il






pesce,

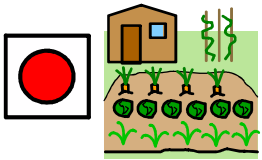


▶  ▶   ▶ 
il rosmarino per cucinare la carne



+ ▶    ++
e la menta nelle caramelle.






Nell'orto



vedo



tanta



lavanda,



che



è molto



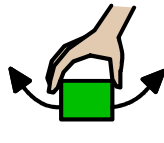
profumata



e



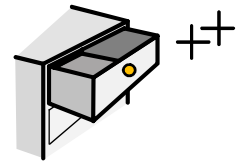
può essere



usata



per profumare



cassetti.



Ora



prova




a



sentire il profumo

> 2

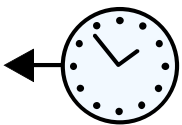
dei due



sacchetti



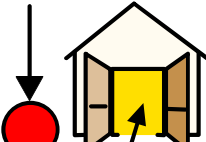
che



hai



avuto



all'ingresso



e



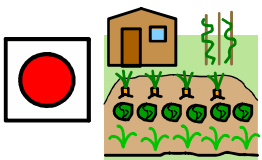
ritrova



la




pianta



nell'orto.



Puoi



poi



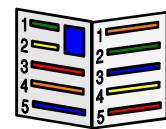
giocare



con



le



schede dell'erbario.